

Received: 9/25/19



Scan QR Code for authenticity



Lot Number:

Matrix: Flowers/Bud - Pre-Rolls or Cones

Authorization: Jon Podgorni, Lead Research Chemist	Signature: <i>Jon Podgorni</i>	Date: 10/3/2019
---	-----------------------------------	--------------------



The data contained within this report was collected in accordance with the requirements of ISO/IEC 17025:2017. I attest that the information contained within the report has been reviewed for accuracy and checked against the quality control requirements for each method. These results relate only to the test article listed in this report. Reports may not be reproduced except in their entirety.

CN: Cannabinoid Profile & Potency [WI-10-17 & WI-10-17-01]


Analyst: JSG

Test Date: 10/1/2019

The client sample was analyzed for plant-based cannabinoids by Liquid Chromatography (LC). The collected data was compared to data collected for certified reference standards at known concentrations.

65330-CN

ID	Weight %	Concentration (mg/Joint)
D9-THC	0.12	0.39
THCV	ND	ND
CBD	1.72	5.56
CBDV	ND	ND
CBG	0.06	0.19
CBC	0.10	0.32
CBN	<0.01	<LOQ
THCA	0.04	0.14
CBDA	2.66	8.59
CBGA	0.12	0.38
D8-THC	ND	ND
exo-THC	ND	ND
Total	4.83	15.58
Max THC	0.16	0.51
Max CBD	4.06	13.09



Ratio of Total CBD to THC 25.8:1

Limit of Quantitation (LOQ) = 0.007 wt%

Max THC (and Max CBD) are calculated values for total cannabinoids after heating, assuming complete decarboxylation of the acid to the neutral form. It is calculated based on the weight loss of the acid group during decarboxylation: Max THC = (0.877 x THCA) + THC. This calculation does not include other cannabinoid isomers (eg. D8-THC and exo-THC). ND = None detected above the limits of detection (LOD), which is the LOQ.

END OF REPORT